




CHILDREN'S HOME SOCIETY
of Washington



Early Head Start/Head Start
Annual Report

2016- 2017

Empowering families to build stronger communities

Since 1896, Children's Home Society of Washington (CHSW) has given children the best start in life. An adoption agency at its inception, CHSW in the past three decades has moved toward providing prevention services to help children and families before challenges occur in the home.

One key component of this transition has been the focus on high-quality early learning services. Head Start began in 1965 as a result of Lyndon B. Johnson's War on Poverty, and in 1994, the program expanded to include Early Head Start. CHSW was one of the initial grantees for Early Head Start.

CHSW serves almost 700 children and their families annually in Head Start and Early Head Start in hopes to provide comprehensive wraparound services that help families grow and learn together.

One family who has benefited greatly from CHSW's Early Head Start and Head Start programs is Heather and her husband Erik, who enrolled their children Erik Jr. and Zoey in the Early Head Start home visiting program in Walla Walla.

"We were living on the streets of Oregon," Heather said. "My husband Erik and I both suffered from addiction and were homeless. Our son Erik Jr. was placed in foster care and when I had my daughter Zoey prematurely, she was promptly placed in foster care as well. I was done with my lifestyle and wanted to change."

Heather and Erik were referred to CHSW in 2016. As a part of the Early Head Start home visiting program, the family also participated in Mobility Mentoring to help Heather and Erik create a permanent, loving home for their children.

CHSW has adapted Mobility Mentoring, an award-winning program created by Economic Mobility Pathways (EMPath), to our early childhood programs to help families move toward financial security while supporting their children's healthy development. Part of Mobility Mentoring consists of using a diagram of a bridge that identifies with a family's current status regarding family security, well-being, financial



**"We have our kids,
we have our lives
back, and our case
is closed."**

management, education and training, and career management. The objective is to get the family high on all the pillars and create stability.

"CHSW staff helped us be our best selves and kept us focused on the future and becoming a family again," Heather said. "They encouraged us and we never missed a home visit. Our

partnership with them was a tight bond."

Heather and Erik overcame addiction, found permanent housing and had supervised home visits with their children. Zoey, almost 2-years-old and Erik Jr. approaching 5-years-old, are now both on track developmentally and physically.

"Heather sent me a picture of her driver's license saying, 'look what I got,' and Erick found a job," Shawniene Kaufman, Early Head Start home visitor said. "Positive things are continuing to happen and CHSW is happy to be a part of their success."

"We have our kids at home now, we have our lives back, and our case is closed," Heather said. "We are doing great."

By offering Early Head Start and Head Start programs to young children, CHSW builds on this tradition and creates a solid foundation for today's children, so they can all reach their full potential.

Early Head Start at a Glance

401

Total number of children served

332

Total number of families served

54

Total number of prenatal moms served

307

Total funded enrollment

83%

Children up to date on health care

80%

Children up to date on oral health care



Early Head Start Demographics

This includes Green River Child Development Center, Highline, Early Learning Center Walla Walla Early Learnig Center. Home visiting at South King, North King and Walla Walla.

Ethnicity

Caucasian	96
Black/African American	71
Bi-racial	23
Asian	27
Native Hawaiian or other Pacific Islander	5
American Indian	4
Hispanic	229

Family Type

Two-parent home	180
Single-parent home	152

Ages of Children

Less than one year old	150
One year old	146
Two years old	105

Education Level of Parent

Less than high school graduate	88
High school graduate or GED	147
AA, vocational or some college	74
Advanced degree or BA	23

Eligibility Type

Foster care	27
Homeless	36
Receives public assistance	111
Below federal poverty line	271
Over-income	10

Language

English	227
Spanish	172
Native Central American, South American or Mexican	1
African	25
Middle Eastern and South Asian	26
Pacific Island	1
East Asian	2
European and Slavic	1

Children served by county

King	1%
Walla Walla	7%
Spokane	1%

Head Start at a Glance

157

Total number of children served

139

Total number of families served

123

Total funded enrollment

86%

Children up to date on health care

82%

Children up to date on oral health care



Head Start Demographics

This includes Green River Child Development Center, Highline Early Learning Center, Genesee Early Learning Center.

Ethnicity

Caucasian	30
Black/African American	63
Bi-racial.....	18
Asian	8
American Indian	2
Hispanic	36

Family Type

Two-parent home.....	47
Single-parent home....	92

Ages of Children

Three years old	84
Four years old.....	73

Education Level of Parent

Less than high school	14
High school graduate or GED.....	33
Some college or AA.....	84
Advanced degree or BA	8

Eligibility Type

Foster care.....	11
Homeless.....	13
Receives public assistance.....	123
Below federal poverty line.....	7
Over-income.....	3

Language

English	109
Spanish.....	11
African languages.....	15
Middle Eastern and South Asian languages	9
East Asian languages.....	9

Children served by county

King	2%
------------	----

EHS Childcare Partnership at a Glance

189

Total number of children served

169

Total number of families served

112

Total funded enrollment

85%

Children up to date on health care

66%

Children up to date on oral health care

EHS Childcare Partnership Program Demographics

This includes King County sites: Children's Academy, College for Kids, Family Circle Early Learning Center

Spokane sites: Parkview Early Learning Center, Rainbow Connection Daycare.

Ethnicity

Caucasian	58
Black	34
Bi-racial	36
Asian	3
Native Hawaiian	3
American Indian	4
Hispanic	51

Family Type

Two-parent home	49
Single-parent home	120

Ages of Children

Less than one year old	73
One year old	67
Two years old	49

Education Level of Parent

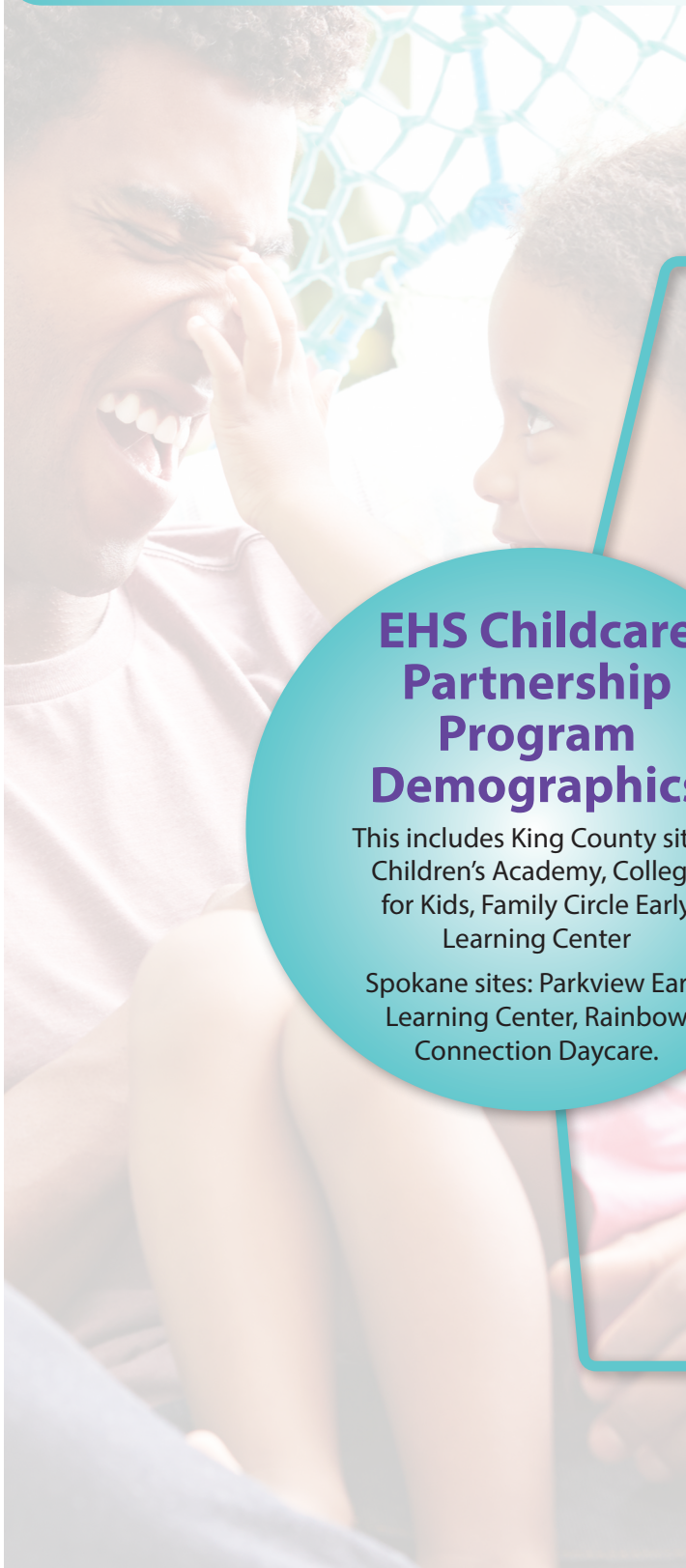
Less than high school	29
High school graduate or GED	90
Some college or AA	37
Advanced degree or BA	13

Eligibility Type

Foster care	15
Homeless	11
Receives public assistance	161
Below federal poverty line	2

Language

English	157
Spanish	18
African languages	11
Middle Eastern and South Asian languages	3



EHS Expansion at a Glance

23

Total number of children served

23

Total number of families served

16

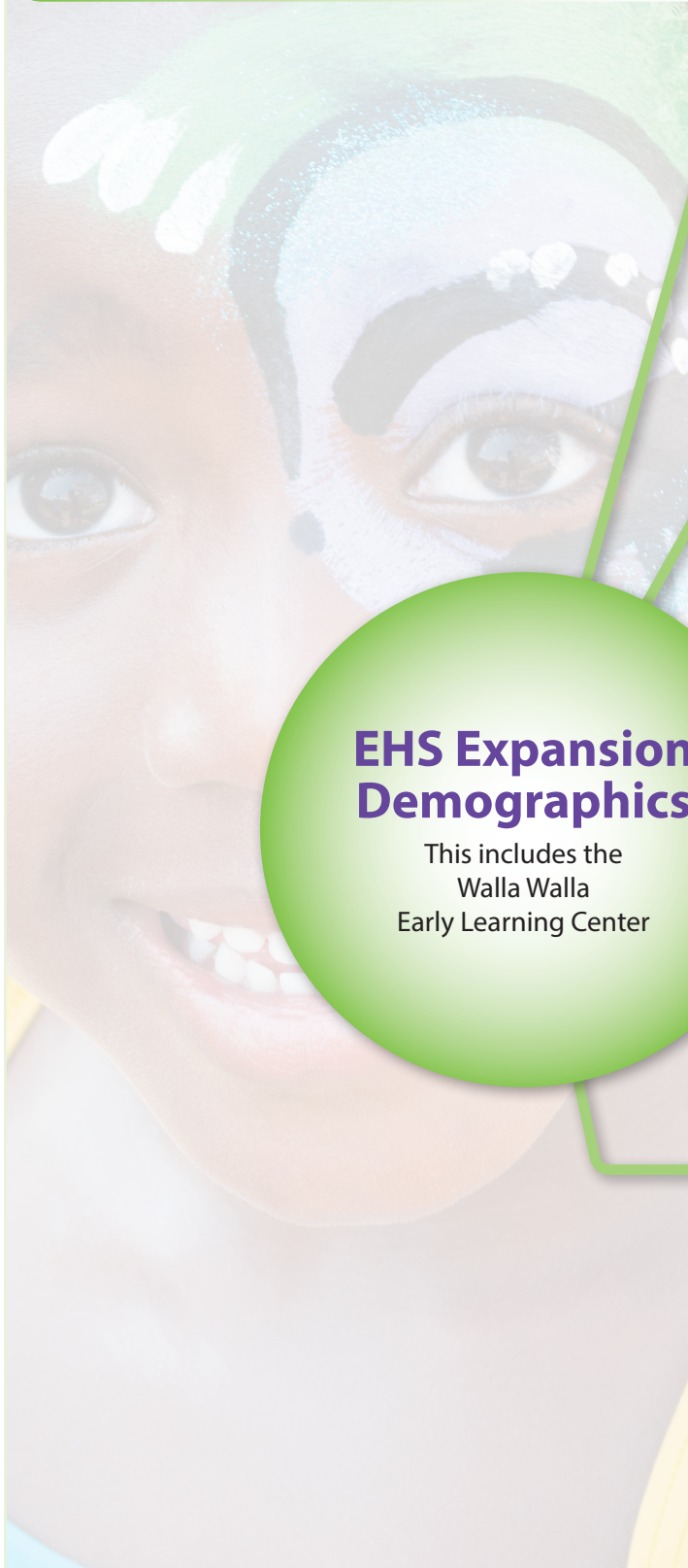
Total funded enrollment

70%

Children up to date on health care

52%

Children up to date on oral health care



EHS Expansion Demographics

This includes the Walla Walla Early Learning Center

Ethnicity

Caucasian 9
 White-Hispanic 13
 Multi-racial 1

Family Type

Two-parent home 7
 Single-parent home 16

Ages of Children

Less than one year old ... 16
 One year old 7

Education Level of Parent

Less than high school 8
 High school graduate or GED..... 8
 Some college or AA 4
 Advanced degree or BA 3

Eligibility Type

Foster care..... 7
 Homeless..... 1
 Receives public assistance..... 14
 Below federal poverty line..... 1
 Over income..... 0

Language

English 21
 Spanish..... 2

Children served by county

Walla Walla 7%

Percentage outcomes are due to the closure of the community health clinic.

During the 2016-17 program year, the Lincoln Early Learning Center program was moved into the Walla Walla Early Learning Center.



Parent Involvement Activities

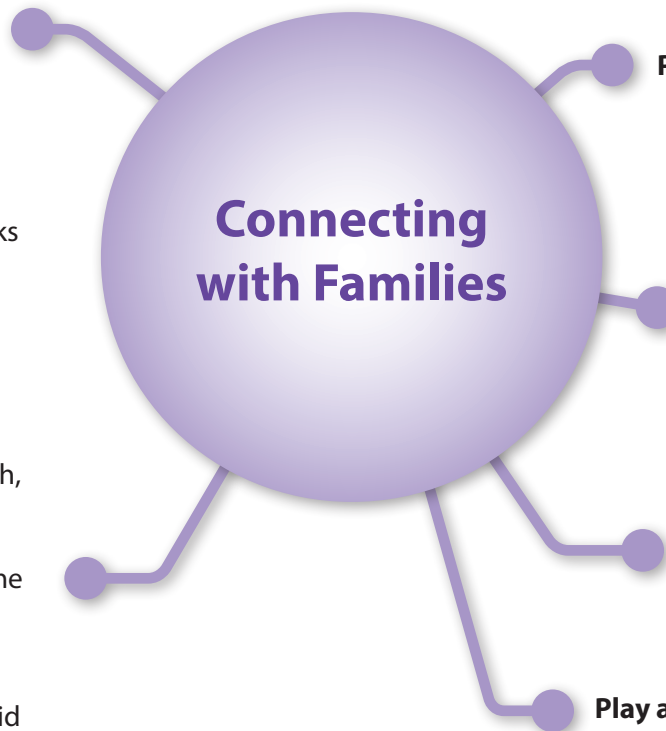
Child and family literacy events

- Cat in the Hat
- Roll & Read

Parent events monthly at each location

(selected topics and themes)

- Child development
- Nutrition and healthy snacks and meals
- Positive discipline
- Disaster preparedness
- Managing stress
- Helping your child with transitions
- Field trips to pumpkin patch, aquariums and children's museums
- Arts, crafts and building time together
- Barbecues
- Fiestas
- CPR certification and first aid training
- Children's clothing swap
- Gardening
- Cultural Celebrations & male involvement



Connecting with Families

Policy council monthly meeting

Washington State Association for Head Start and ECEAP

- Fall meeting
- Winter meeting
- Advocacy day in Olympia
- Parent ambassadors

Weekly/monthly learning plans

Play and learn groups

Early Learning Locations

CHSW Administration Offices

12360 Lake City Way N.E.
Seattle, WA 98125

Offers Early Head Start (home based)

Highline Early Learning Center

2400 S. 240th St., Building 0
Des Moines, WA 98198

Offers Early Head Start and Head Start

Genesee Early Learning Center

3700 S. Genesee St.
Seattle, WA 98118

Offers Head Start

South King County Family Resource Center

212 Fifth Ave. S.
Kent, WA 98032

Offers Early Head Start (home based)

Walla Walla Early Learning Center

534 S. 3rd St., B-103
Walla Walla, WA 99362

Offers Early Head Start

Walla Walla Family Resource Center

1612 Penny Lane
Walla Walla, WA 99362

Offers Early Head Start (home based)

Early Head Start–Childcare Partnerships

Children’s Academy of Seattle

2410 S.W. Juneau St.
Seattle, WA 98016

College for Kids Bilingual Daycare, Inc.

2520 S.W. 336th St.
Federal Way, WA 98023

Family Circle Learning Center

10717 S.E. 172nd St.
Renton, WA 98055

Parkview Early Learning Center

5122 N. Division St.
Spokane, WA 99207
Offers Early Head Start

Rainbow Connection Daycare

621 W. Sprague Ave.
Spokane, WA 99201

2016-2017 Revenue and Expenses

	Head Start Federal	Head Start Non-Federal Share	Early Head Start Federal	Early Head Start Non-Federal Share
Total Revenue	\$1,171,531	\$292,884	\$4,298,727	\$1,074,682
Total Expenses	\$1,171,531	\$292,884	\$4,298,727	\$1,074,682
	EHS Childcare Partnership Federal	EHS Childcare Partnership Non-Federal Share	Early Head Start Expansion Federal	Early Head Start Expansion Non-Federal Share
Total Revenue	\$2,130,588	\$43,839	\$359,656	\$89,915
Total Expenses	\$2,130,588	\$43,839	\$359,656	\$89,915



Early Head Start and Head Start Outcomes 2016-2017

Early Head Start (prenatal to age 3)

Promote Children's Healthy Development and School Readiness

- 97%** of children demonstrate age-appropriate mastery of self-regulation skills
- 99%** of children demonstrate age-appropriate mastery of reasoning and creativity
- 98%** of children demonstrate age-appropriate mastery of logic and reasoning
- 95%** of children demonstrate age-appropriate mastery of language and communication

Strengthen Family Relationships, Parent/Caregiver Capacity, and Family Engagement

- 78%** of parents report being knowledgeable about child school readiness
- 70%** of parents report they engage in early literacy activities with their children.
- 83%** of parents report they were assisted in accessing health care/housing if needed.
- 73%** of families report they increased their financial security.

Head Start (ages 3 to 5)

Promote Children's Healthy Development and School Readiness

- 88%** of children demonstrated age-appropriate mastery of self-regulation skills.
- 90%** of children demonstrated age-appropriate mastery of initiative/curiosity.
- 90%** of children demonstrated age-appropriate mastery of logic and reasoning.
- 95%** of children demonstrated age-appropriate mastery of reading skills.

Strengthen Family Relationships, Parent/Caregiver Capacity, and Family Engagement

- 91%** of parents report being knowledgeable about child school readiness.
- 91%** of parents report they engage in early literacy activities with their children.
- 79%** of parents report they were assisted in accessing health care/housing if needed.
- 82%** of families report they increased their financial security.